

USA FINANCIAL
TRENDING REPORT

**VISUAL
REFERENCES**

**January
2021**

Be sure to subscribe to the USA Financial Trending Report podcast via iTunes, Google Play, or your favorite podcast player to always have the latest commentary at your fingertips.

Investor Reference.
Past performance is
not indicative of
future results, actual
results may vary.
© USA Financial

Trending Report

Grasping the Historic Market Forces in Play

2021.01.14



**USA
FINANCIAL**

Mike Walters, CEO
Power Your Legacy

SECURITIES
Broker-Dealer & RIA
Member FINRA/SIPC

FORMULAS
Formulaic Trending
Asset Management

EXCHANGE
Turnkey Asset
Management Program

INSURANCE SERVICES
Insurance & Annuity
Distribution

MARKETING
Multimedia Marketing
Consulting & Technology

PROTOCOL
Business Refinement &
Practice Management Consulting

HQ
FinTech Development
& Integration

6020 E. Fulton St. • Ada, Michigan 49301 • usafinancial.com • 888.444.0125



2014 • 2015 • 2016 • 2017 • 2019

The strategies and concepts discussed are for educational purposes only and do not represent specific investment, tax, or estate planning advice. Investing carries an inherent element of risk and includes the potential for loss of principal and income. We believe it is in everyone's best interests to consult a tax, legal, or investment professional. Past performance is not indicative of future results, actual results may vary. The views expressed represent the personal opinions of the presenter or featured guests; not necessarily those of USA Financial or its affiliated subsidiaries. Any opinions or forecasting statements are subject to change at any time, and without notice. The information expressed herein is obtained from sources that are believed to be credible, however, their accuracy cannot be guaranteed. All data is created from publicly available information and has not been independently verified by USA Financial. Trademark and copyright protected, USA Financial and Affiliates.

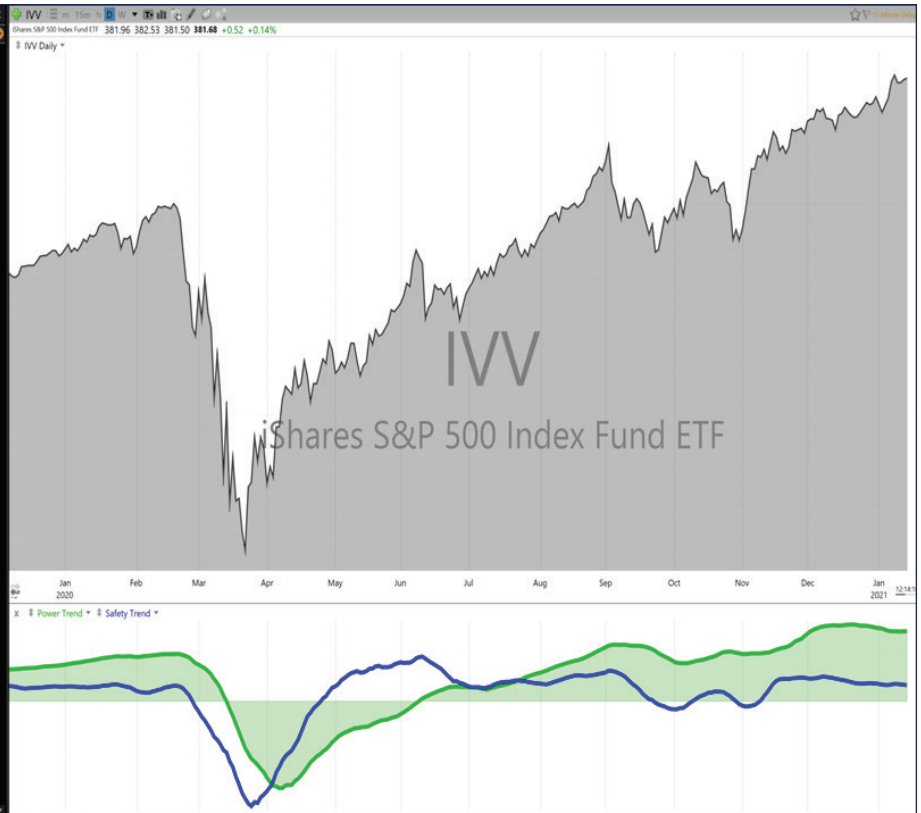
Investor Reference.
Past performance is
not indicative of
future results, actual
results may vary.
© USA Financial

Key Sym	Company	% Change	Power Trend	Safety Trend
P: IWM	iShares Russell 2000 Index Fund ETF	+2.18%	0.2973	0.0905
P: IIT	iShares S&P SmallCap 600 Growth ETF	+2.65%	0.2829	0.0956
P: IUS	iShares S&P SmallCap 600 Value ETF	+2.53%	0.2821	0.0957
P: IUR	iShares S&P SmallCap 600 Index Fund ETF	+2.61%	0.2806	0.0953
P: VB	Vanguard Small Cap Etf	+1.49%	0.2609	0.0740
P: IUI	iShares S&P MidCap 400 Value ETF	+1.36%	0.2321	0.0670
P: IUIH	iShares S&P MidCap 400 Index Fund ETF	+1.28%	0.2263	0.0683
P: IUIK	iShares S&P MidCap 400 Growth ETF	+1.07%	0.2219	0.0695
P: VO	Vanguard Mid Cap Etf	+0.45%	0.1891	0.0430
P: SILV	iShares Silver Trust ETF	+1.54%	0.1845	0.0536
P: QQQ	Invesco QQQ Trust Ser 1	-0.03%	0.1757	0.0372
P: VTI	Vanguard Total Stock Mkt Etf	+0.31%	0.1636	0.0393
P: VUG	Vanguard Growth Etf	-0.32%	0.1624	0.0295
P: INVV	iShares Russell 3000 Index Fund ETF	+0.31%	0.1619	0.0399
P: INWB	iShares Russell 1000 Index Fund ETF	+0.19%	0.1535	0.0364
P: VV	Vanguard Lge Cap Etf	+0.16%	0.1480	0.0330
P: INW	iShares S&P 500 Growth ETF	-0.30%	0.1432	0.0260
P: IVV	iShares S&P 500 Index Fund ETF	+0.14%	0.1349	0.0312
P: VTV	Vanguard Value Etf	+0.72%	0.1289	0.0373
P: DIA	SPDR Dow Jones Industrial Average ETF	+0.38%	0.1235	0.0300
P: IVE	iShares S&P 500/Barron's Value Index Fund ETF	+0.67%	0.1221	0.0366
P: USHY	iShares Broad USD High Yield Corporate Bon	0.00%	0.0496	0.0100
P: HYG	iShares iBoxx \$ High Yield Corporate Bond ET	+0.03%	0.0401	0.0082
P: SHYG	iShares 0-5 Year High Yield Corp Bond	-0.11%	0.0371	0.0076
P: IAU	iShares COMEX Gold Trust ETF	0.00%	0.0231	0.0106
P: GLD	SPDR Gold Trust	-0.02%	0.0226	0.0105
P: TIP	iShares Barclays TIPS Bond Fund	+0.02%	0.0209	0.0063
P: LQD	iShares iBoxx \$ Invest Corp Bd	-0.04%	0.0196	-0.0034
P: VCIT	Vanguard Intermediate-Term Corporate Bond	+0.10%	0.0191	-0.0006
P: VCSH	Vanguard Short-Term Corporate Bond ETF	+0.01%	0.0087	0.0013
P: BSV	Vanguard Short Term Bond ETF	0.00%	-0.0006	-0.0004
P: AGG	iShares Barclays Aggregate Bond Fund	+0.02%	-0.0010	-0.0028
P: SHY	iShares Barclays 1-3 Year Treasury Bond Fund	+0.01%	-0.0015	-0.0001
P: IEI	iShares Barclays 3-7 Year Treasury Bond Fund	+0.02%	-0.0042	-0.0019
P: IEF	iShares Barclays 7-10 Year Treasury Bond Fun	-0.03%	-0.0154	-0.0076
P: GOVT	iShares Barclays U.S. Treasury Bond Fund	-0.04%	-0.0211	-0.0101
P: TLT	iShares Barclays 20+ Year Treasury Bond Fun	-0.35%	-0.0450	-0.0232
P: TLH	iShares Barclays 10-20 Year Treasury Bond Fu	-0.20%	-0.0480	-0.0237



**USA
FINANCIAL**

Mike Walters, CEO
Power Your Legacy



Investor Reference.
Past performance is
not indicative of
future results, actual
results may vary.
© USA Financial

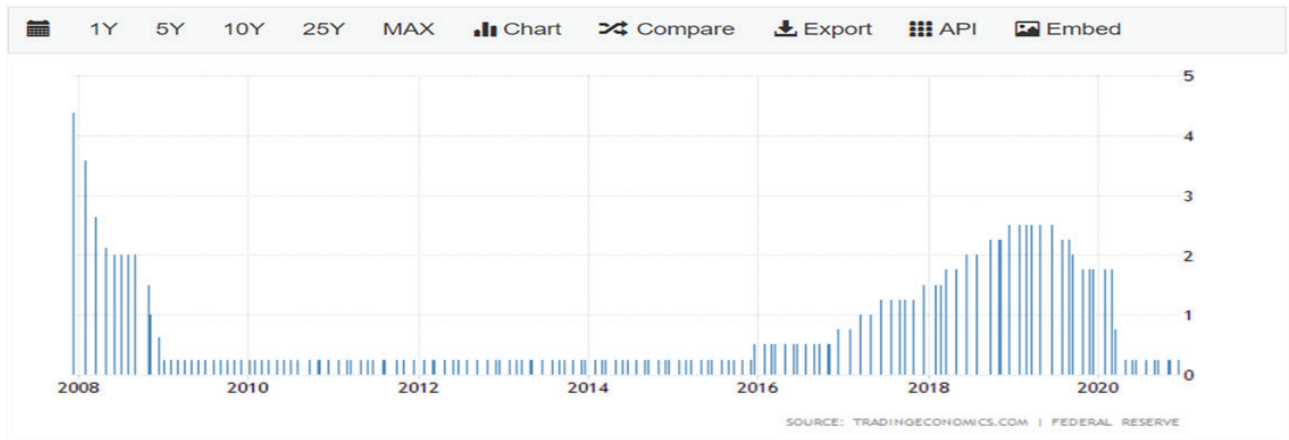
TRADING ECONOMICS

Calendar News Indicators Markets Forecasts

United States Fed Funds Rate 1971-2020 Data | 2021-2023 Forecast | Calendar

Summary Calendar Forecast Stats Download Alerts

The Federal Reserve reiterated it was committed to using its full range of tools to support the US economy, as the uncertainty surrounding the economic outlook remained elevated, minutes of the December 15-16 policy meeting showed. Also, policymakers sought to reassure market participants they would get plenty of notice before the asset purchases were curtailed. Fed members agreed that the path of the economy would depend significantly on the course of the virus and that the ongoing public health crisis would continue to weigh on economic activity, employment, and inflation in the near term. In addition, the central bank noted that, with the pandemic worsening across the country, the economic recovery would likely slow in coming months. source: Federal Reserve



USA
FINANCIAL

Mike Walters, CEO
Power Your Legacy

Investor Reference.
Past performance is
not indicative of
future results, actual
results may vary.
© USA Financial

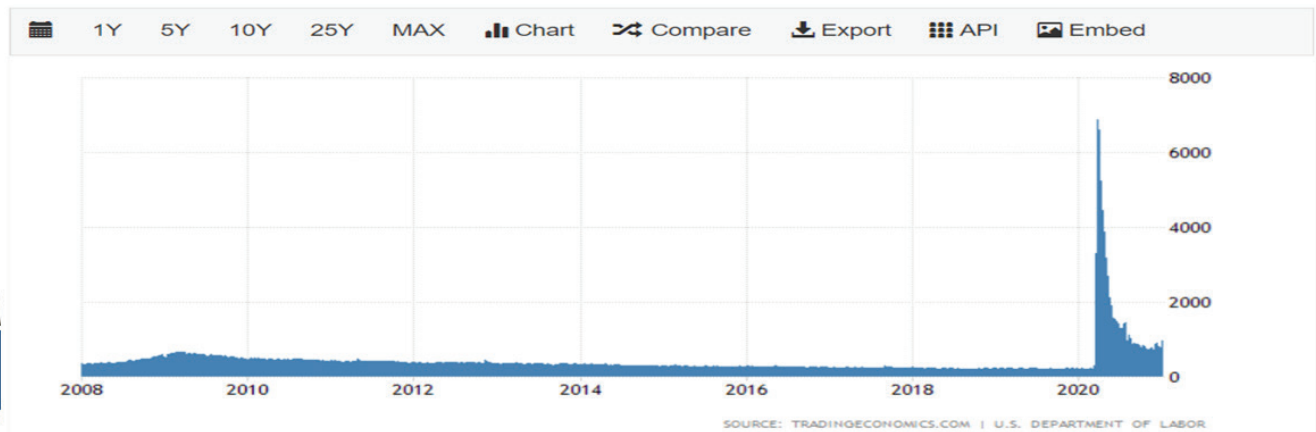
TRADING ECONOMICS

Calendar News Indicators Markets Forecasts

United States Initial Jobless Claims 1967-2021 Data | 2022-2023 Forecast | Calendar

Summary Calendar Forecast Stats Download Alerts

The number of Americans filing for unemployment benefits increased to 965 thousand in the week ended January 9th, from the previous week's revised level of 784 thousand and well above market expectations of 795 thousand. It was the highest number since mid August, amid record increases in COVID-19 cases, deaths and hospitalizations and new restrictive measures across the country. On a non-seasonally adjusted basis, the number of claims climbed to 1.15 million, compared with 920 thousand in the previous week. Also, about 284 thousand people applied for help from the Pandemic Unemployment Assistance scheme, which covers workers that do not qualify for initial claims, compared with 161 thousand in the previous period. source: U.S. Department of Labor



USA
FINANCIAL

Mike Walters, CEO
Power Your Legacy

Investor Reference.
Past performance is
not indicative of
future results, actual
results may vary.
© USA Financial

TRADING ECONOMICS

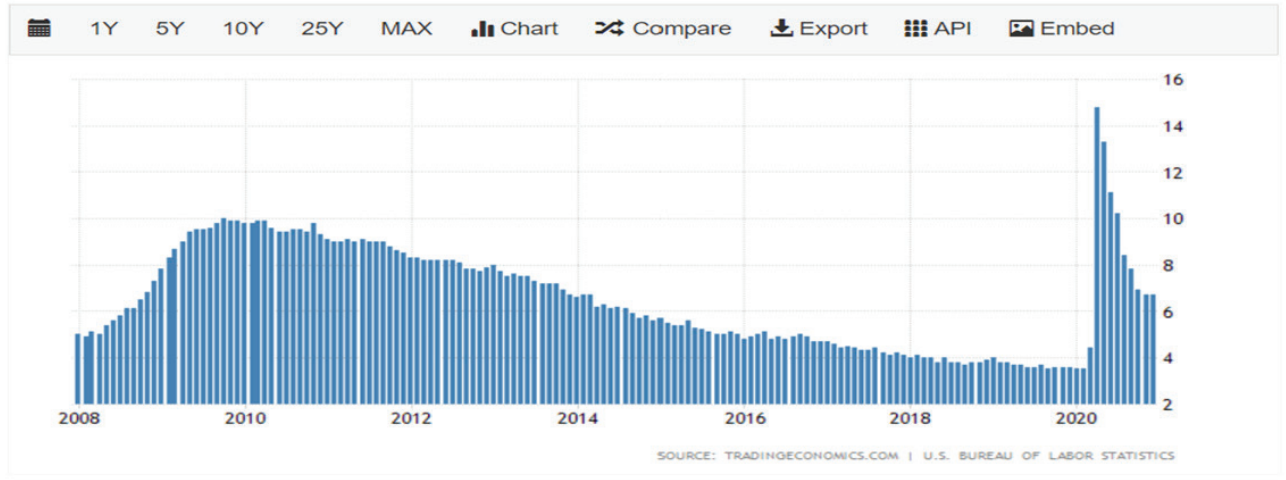
Calendar News Indicators Markets Forecasts

United States Unemployment Rate 1948-2020 Data | 2021-2023 Forecast | Calendar

Summary Calendar Forecast Stats Download Alerts

The US unemployment rate was unchanged at 6.7 percent in December 2020, compared with market expectations of 6.8 percent and well above pre-pandemic levels of about 3.5 percent. The latest reading pointed to a stagnation in the labor market recovery, amid a lack of fiscal stimulus and record COVID-19 infections that prompted many US states to impose restrictive measures to respond to the outbreak. source: U.S. Bureau of Labor Statistics

Bureau of Labor Statistics



USA FINANCIAL

Mike Walters, CEO
Power Your Legacy

Investor Reference.
Past performance is
not indicative of
future results, actual
results may vary.
© USA Financial

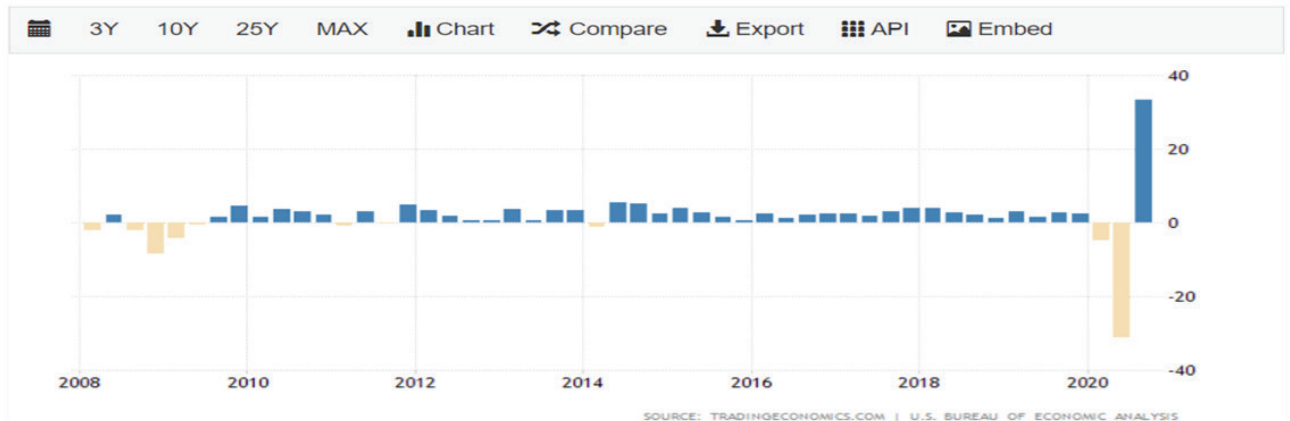
TRADING ECONOMICS

Calendar News Indicators Markets Forecasts

United States GDP Growth Rate 1947-2020 Data | 2021-2023 Forecast | Calendar

Summary Calendar Forecast Stats Download Alerts


The US economy expanded by an annualized 33.4% in Q3 2020, slightly higher than 33.1% in the second estimate. It is the biggest expansion ever, following a record 31.4% plunge in Q2, as the economy rebounds from the coronavirus pandemic. The upward revision primarily reflected larger increases in personal consumption expenditures and nonresidential fixed investment. However, GDP is still 3.5% below its pre-pandemic level and although coronavirus vaccination already started, the pandemic is far from controlled. The country is recording an average of around 200K new cases every day and states are tightening restrictions. Also, Congress only approved a new \$892 billion aid package late in December. It includes \$600 payments to most Americans, a \$300-per-week unemployment benefit and \$284 billion for the Paycheck Protection Program but excludes aid for states and local governments. source: U.S. Bureau of Economic Analysis



USA FINANCIAL

Mike Walters, CEO
Power Your Legacy

Investor Reference.
Past performance is
not indicative of
future results, actual
results may vary.
© USA Financial



Greater Lockdown Sensitivity vs. Lesser Lockdown Sensitivity
Larger Stimulus Size vs. Smaller Stimulus Size
Higher Taxes Long-Term vs. Lower Taxes Long-term



USA
FINANCIAL

Mike Walters, CEO
Power Your Legacy

Investor Reference.
Past performance is
not indicative of
future results, actual
results may vary.
© USA Financial

Key Sym	Company	% Change	Power Trend	Safety Trend
IWM	iShares Russell 2000 Index Fund ETF	+2.18%	0.2973	0.0905
IUT	iShares S&P SmallCap 600 Growth ETF	+2.65%	0.2829	0.0956
IUS	iShares S&P SmallCap 600 Value ETF	+2.53%	0.2821	0.0957
IUR	iShares S&P SmallCap 600 Index Fund ETF	+2.61%	0.2806	0.0953
VB	Vanguard Small Cap Etf	+1.49%	0.2609	0.0740
IUJ	iShares S&P MidCap 400 Value ETF	+1.36%	0.2321	0.0670
IUH	iShares S&P MidCap 400 Index Fund ETF	+1.28%	0.2263	0.0683
IUK	iShares S&P MidCap 400 Growth ETF	+1.07%	0.2219	0.0695
VO	Vanguard Mid Cap Etf	+0.45%	0.1891	0.0430
SLV	iShares Silver Trust ETF	+1.54%	0.1845	0.0536
QQQ	Invesco QQQ Trust Ser 1	-0.03%	0.1757	0.0372
VTI	Vanguard Total Stock Mkt Etf	+0.31%	0.1636	0.0393
VUG	Vanguard Growth Etf	-0.32%	0.1624	0.0295
IWV	iShares Russell 3000 Index Fund ETF	+0.31%	0.1619	0.0399
IWB	iShares Russell 1000 Index Fund ETF	+0.19%	0.1535	0.0364
VV	Vanguard Lge Cap Etf	+0.16%	0.1480	0.0330
IWV	iShares S&P 500 Growth ETF	-0.30%	0.1432	0.0260
IVV	iShares S&P 500 Index Fund ETF	+0.14%	0.1349	0.0312
VTV	Vanguard Value Etf	+0.72%	0.1289	0.0373
DIA	SPDR Dow Jones Industrial Average ETF	+0.38%	0.1235	0.0300
IVE	iShares S&P 500/Barra Value Index Fund ETF	+0.67%	0.1221	0.0366
USHY	iShares Broad USD High Yield Corporate Bon	0.00%	0.0496	0.0100
HYG	iShares iBoxx \$ High Yield Corporate Bond ET	+0.03%	0.0401	0.0082
SHYG	iShares 0-5 Year High Yield Corp Bond	-0.11%	0.0371	0.0076
IAU	iShares COMEX Gold Trust ETF	0.00%	0.0231	0.0106
GLD	SPDR Gold Trust	-0.02%	0.0226	0.0105
TIP	iShares Barclays TIPS Bond Fund	+0.02%	0.0209	0.0063
LQD	iShares iBoxx \$ Invest Corp Bd	-0.04%	0.0196	-0.0034
VCIT	Vanguard Intermediate-Term Corporate Bond	+0.10%	0.0191	-0.0006
VCSH	Vanguard Short-Term Corporate Bond ETF	+0.01%	0.0087	0.0013
BSV	Vanguard Short Term Bond ETF	0.00%	-0.0006	-0.0004
AGG	iShares Barclays Aggregate Bond Fund	+0.02%	-0.0010	-0.0028
SHY	iShares Barclays 1-3 Year Treasury Bond Fund	+0.01%	-0.0015	-0.0001
IEI	iShares Barclays 3-7 Year Treasury Bond Fund	+0.02%	-0.0042	-0.0019
IEF	iShares Barclays 7-10 Year Treasury Bond Fun	-0.03%	-0.0154	-0.0076
GOVT	iShares Barclays U.S. Treasury Bond Fund	-0.04%	-0.0211	-0.0101
TLT	iShares Barclays 20+ Year Treasury Bond Fun	-0.35%	-0.0450	-0.0232
TLH	iShares Barclays 10-20 Year Treasury Bond Fu	-0.20%	-0.0480	-0.0237



USA
FINANCIAL

Mike Walters, CEO
Power Your Legacy

