

Trendlines Beat Headlines

Trending Report

Data Ending: 2022.12.09



SECURITIES

Broker-Dealer & RIA
Member FINRA/SIPC

FORMULAS

Formulaic Trending
Asset Management

EXCHANGE

Turnkey Asset
Management Program

INSURANCE SERVICES

Insurance & Annuity
Distribution

ADVISOR ADVANCEMENT

Consulting, Technology
& Multimedia Marketing

6020 E. Fulton St. • Ada, Michigan 49301 • usafinancial.com • 888.444.0125




Honor Roll 5-Time Honoree

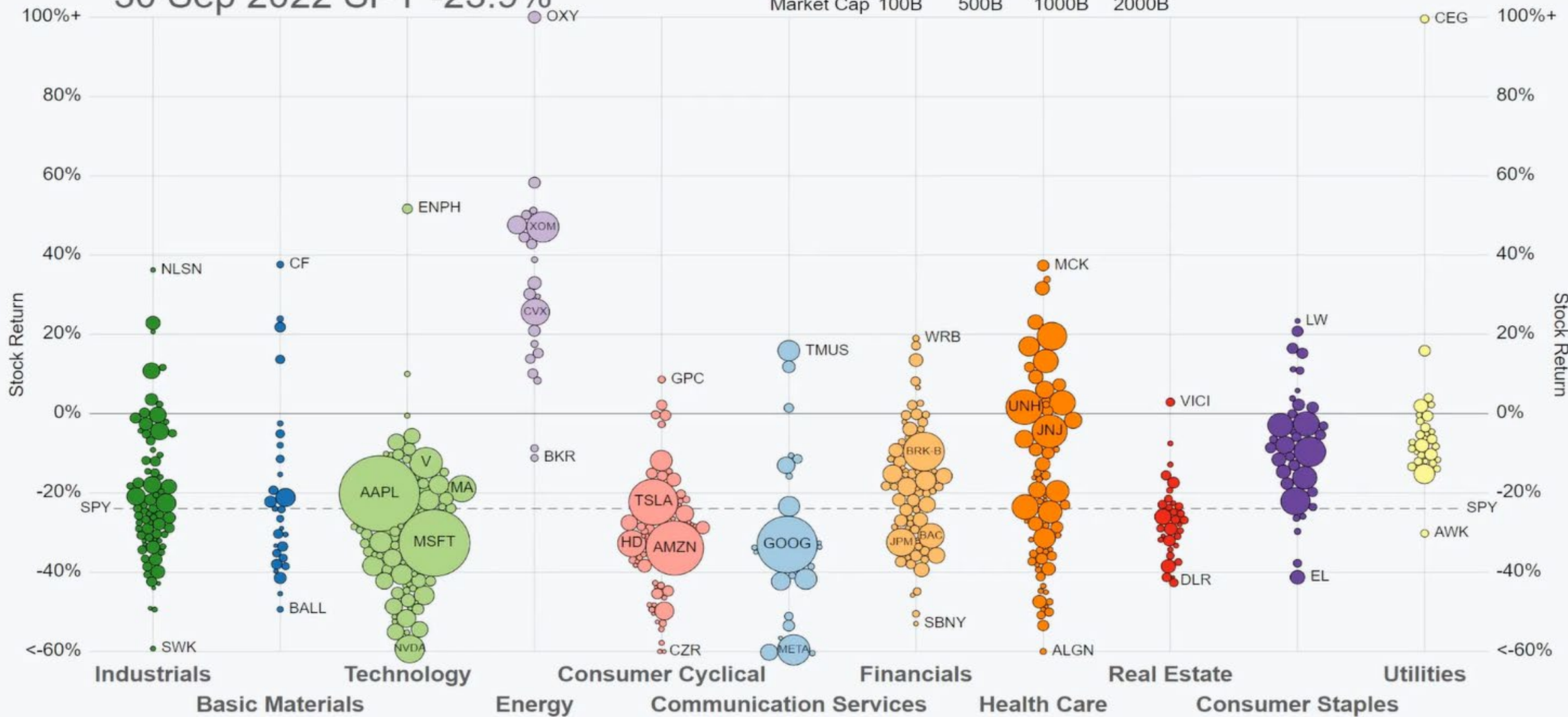


S&P 500 Stocks in 2022

30 Sep 2022 SPY -23.9%

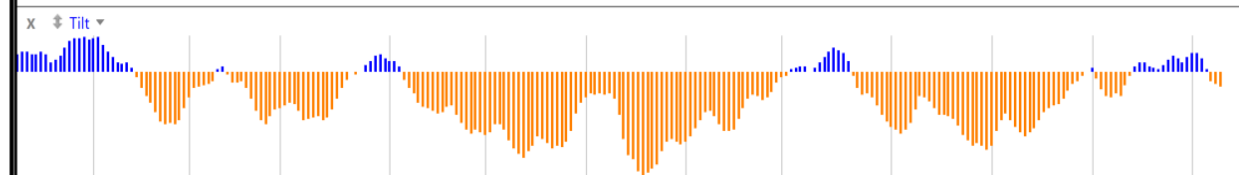
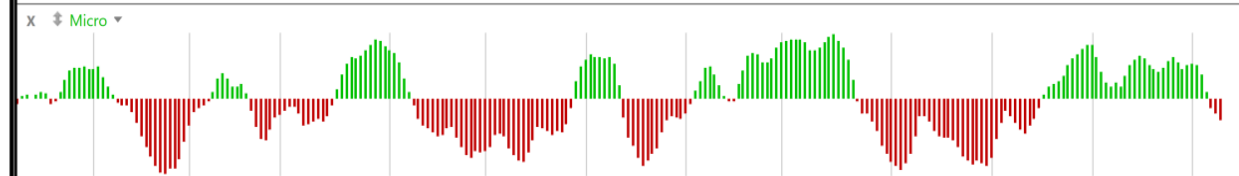
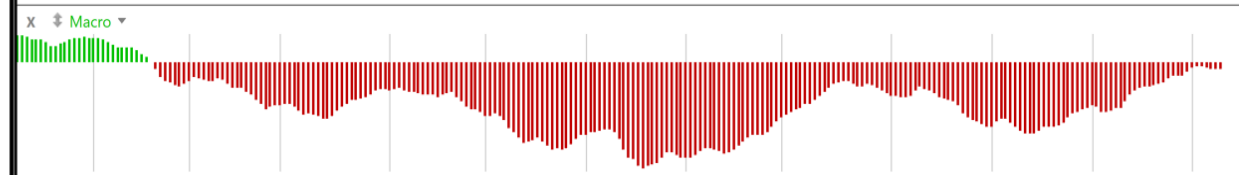
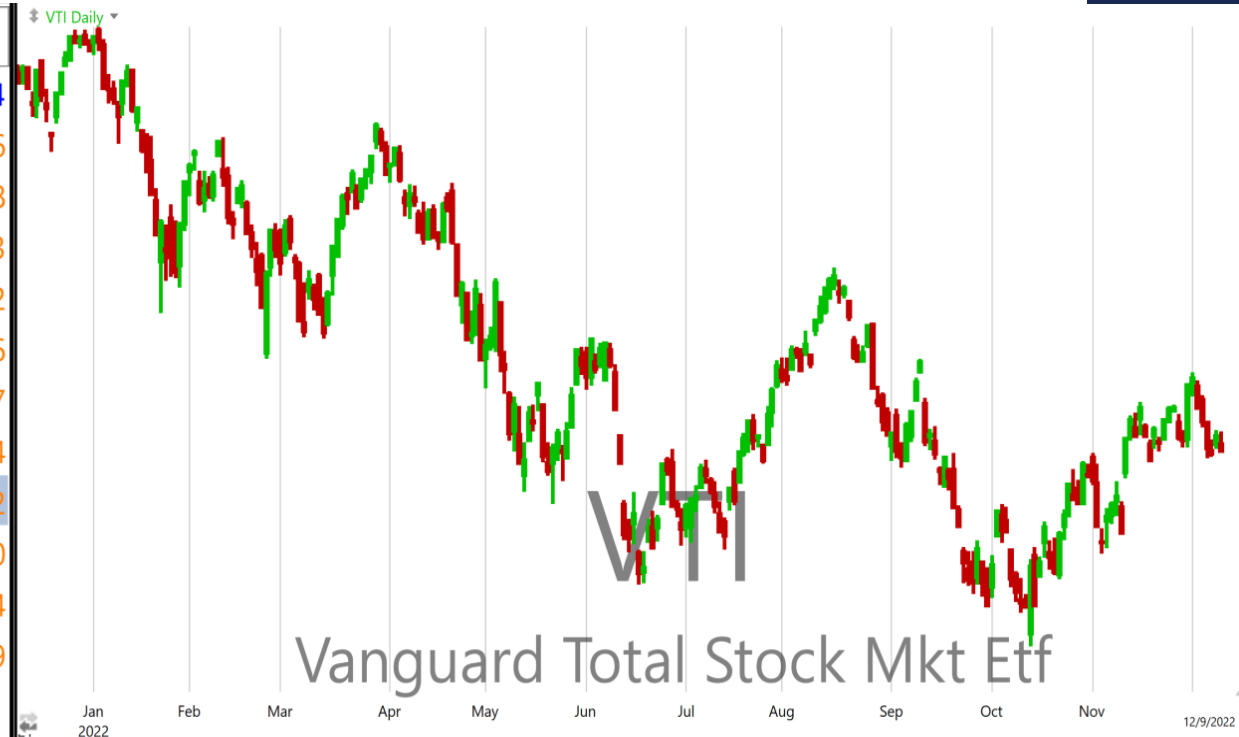


CHARTFLEAU



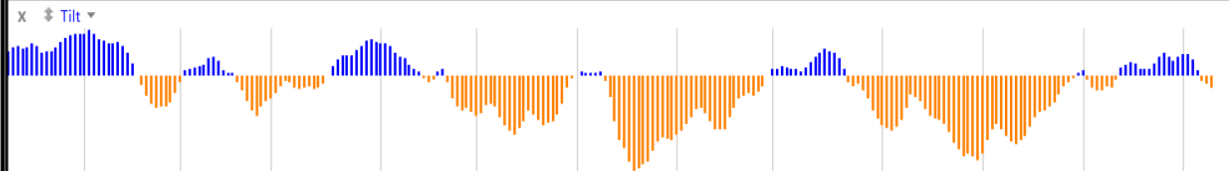
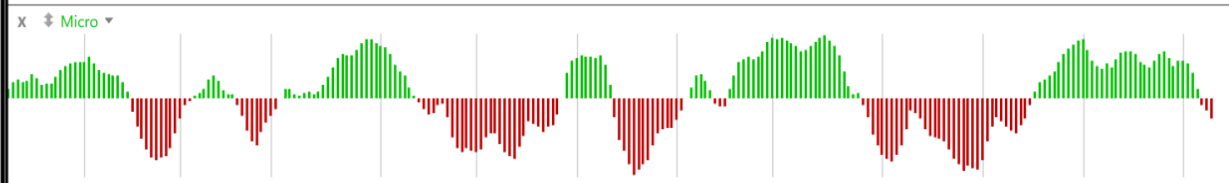
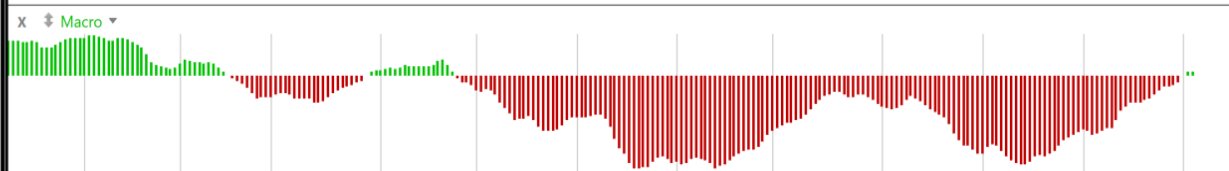
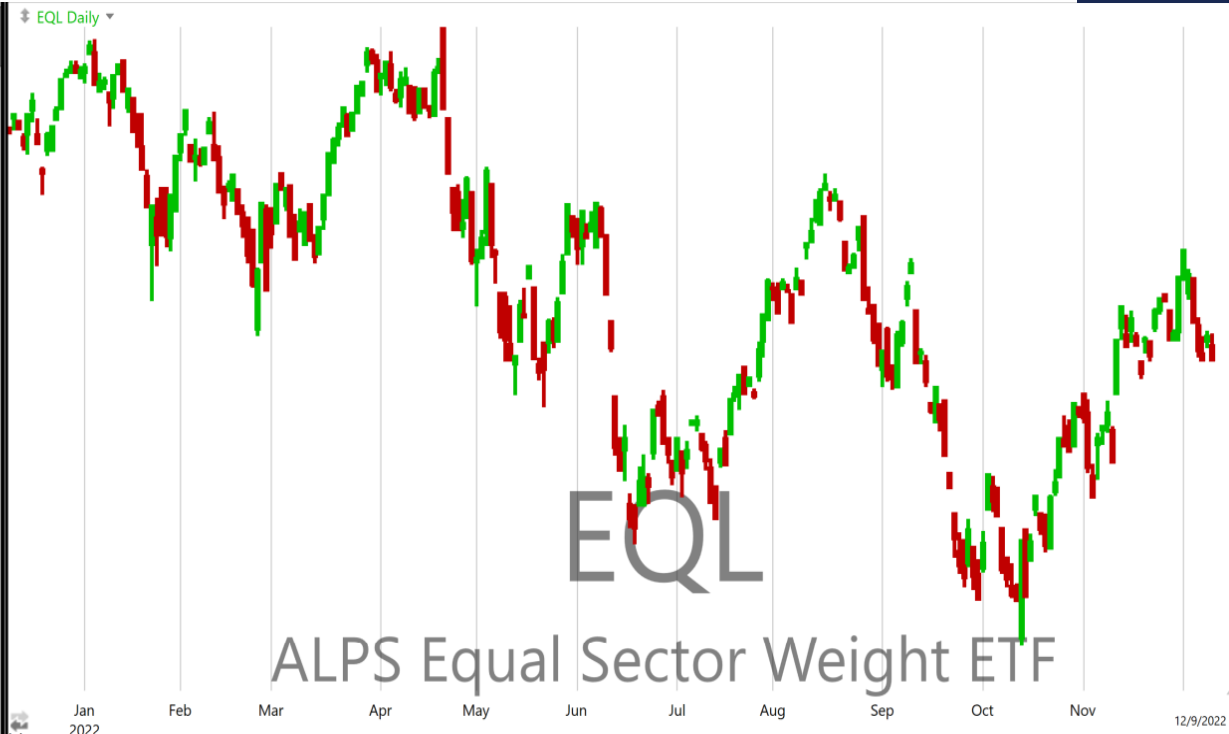
US Capitalization Trending

Sym	Company	Bull	Bear	Macro	Micro	Tilt
IVE	iShares S&P 500/Barra Value Index Fund ETF	●	●	26.5	-16.1	10.4
IJJ	iShares S&P MidCap 400 Value ETF	●	●	22.5	-31.1	-8.6
IJK	iShares S&P MidCap 400 Growth ETF	●	●	18.3	-28.1	-9.8
IJH	iShares S&P MidCap 400 Index Fund ETF	●	●	19.8	-30.1	-10.3
IJT	iShares S&P SmallCap 600 Growth ETF	●	●	6.2	-35.4	-29.2
IJR	iShares S&P SmallCap 600 Index Fund ETF	●	●	9.9	-39.6	-29.6
IJS	iShares S&P SmallCap 600 Value ETF	●	●	12.6	-42.4	-29.7
IVV	iShares S&P 500 Index Fund ETF	●	●	-6.6	-21.8	-28.4
VTI	Vanguard Total Stock Mkt Etf	●	●	-6.5	-23.7	-30.2
OEF	iShares S&P 100 Index Fund ETF	●	●	-20.3	-26.7	-47.0
IVW	iShares S&P 500 Growth ETF	●	●	-40.3	-23.1	-63.4
QQQ	Invesco QQQTrust Ser 1	●	●	-42.5	-21.3	-63.9



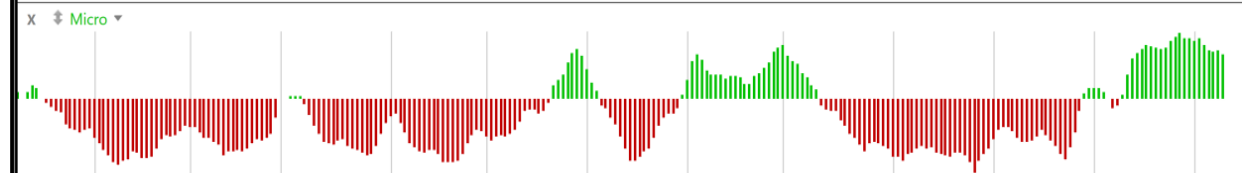
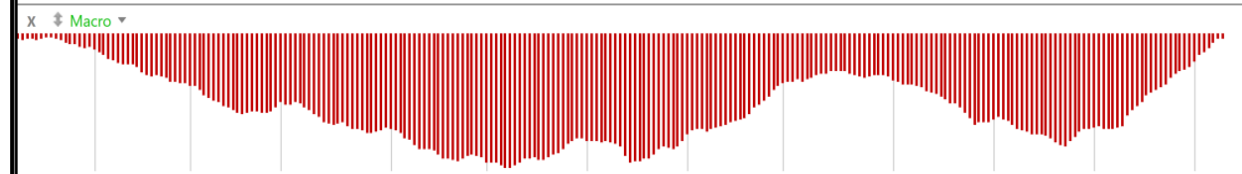
US Sector Trending

Sym	Company	Bull	Bear	Macro	Micro	Tilt
VHT	Vanguard Health Care Etf	●	●	41.8	29.7	71.6
VDC	Vanguard Consumer Staples Etf	●	●	25.6	14.3	39.9
VAW	Vanguard Materials Etf	●	●	23.1	1.5	24.6
VIS	Vanguard Industrials Etf	●	●	50.1	-19.3	30.8
VPU	Vanguard Utilities Etf	●	●	-14.5	27.8	13.3
VFH	Vanguard Financials Etf	●	●	25.5	-48.0	-22.5
VDE	Vanguard Energy Etf	●	●	42.8	-88.8	-46.0
EQL	ALPS Equal Sector Weight ETF	●	●	-0.3	-22.7	-22.9
VGT	Vanguard Information Tech Etf	●	●	-29.9	-20.8	-50.7
VNQ	Vanguard Reit Etf	●	●	-60.9	-9.0	-69.9
VCR	Vanguard Consumer Disc Etf	●	●	-56.6	-28.3	-84.9
VOX	Vanguard Telecomm Srvs Etf	●	●	-71.5	-26.9	-98.4



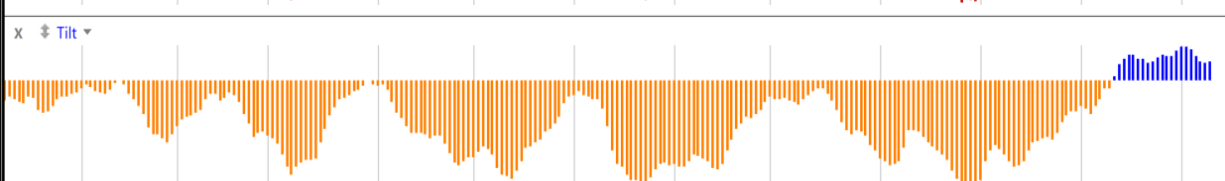
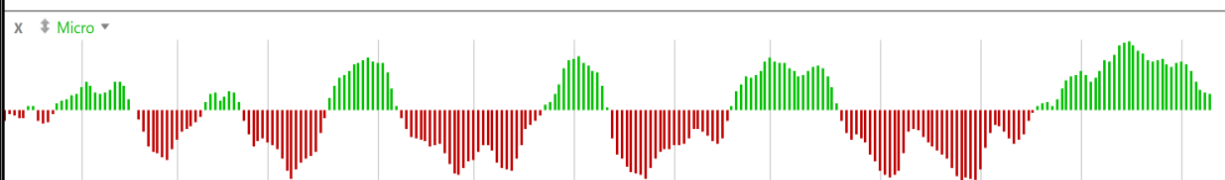
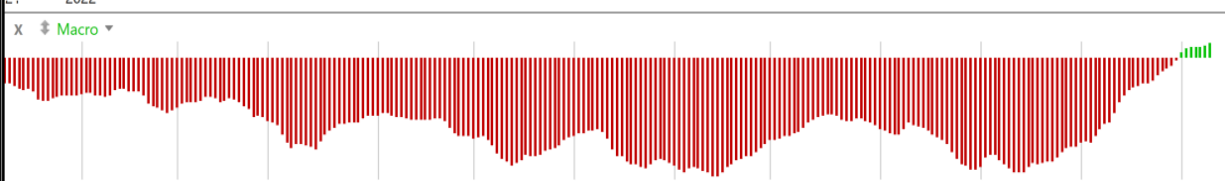
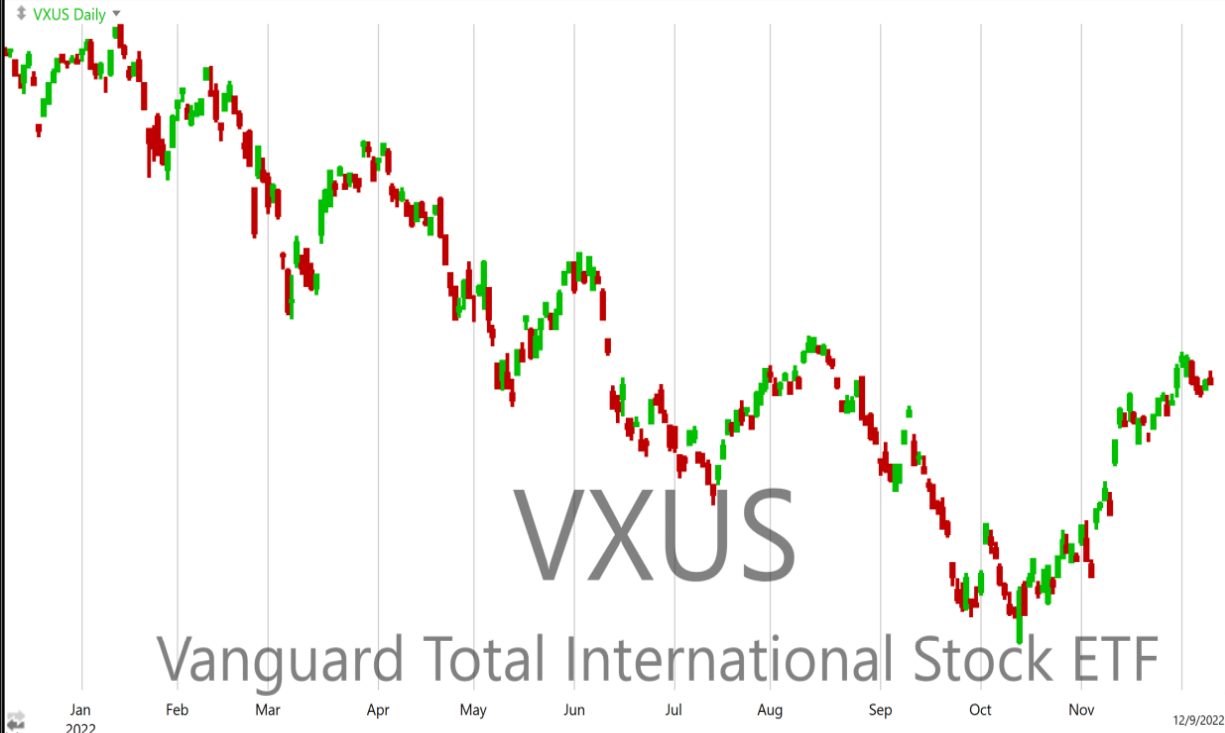
US Bond Trending

Sym	Company	Bull	Bear	Macro	Micro	Tilt
VCLT	Vanguard Long-Term Corporate Bond ETF	●	●	0.2	59.6	59.7
LQD	iShares Iboxx \$ Investop Corp Bd	●	●	-2.4	45.6	43.2
TLT	iShares Barclays 20+ Year Treasury Bond Fund	●	●	-26.1	65.1	39.0
TLH	iShares Barclays 10-20 Year Treasury Bond Fund	●	●	-22.3	55.1	32.8
VCIT	Vanguard Intermediate-Term Corporate Bond ETF	●	●	-6.1	36.7	30.6
BND	Vanguard Total Bond Market ETF	●	●	-15.4	41.8	26.4
GOVT	iShares Barclays U.S. Treasury Bond Fund	●	●	-21.4	40.5	19.0
VCSH	Vanguard Short-Term Corporate Bond ETF	●	●	-10.9	29.8	18.9
IEF	iShares Barclays 7-10 Year Treasury Bond Fund	●	●	-22.5	35.1	12.5
IEI	iShares Barclays 3-7 Year Treasury Bond Fund	●	●	-19.2	30.4	11.1
HYG	iShares IBoxx \$ High Yield Corporate Bond ETF	●	●	-6.8	13.8	7.1
SHY	iShares Barclays 1-3 Year Treasury Bond Fund	●	●	-27.0	24.0	-2.9



International Equity Trending

Sym	Company	Bull	Bear	Macro	Micro	Tilt
EZU	iShares MSCI EMU Index Fund ETF	●	●	58.7	17.4	76.1
VGK	Vanguard European Etf	●	●	37.7	22.4	60.1
EFV	iShares MSCI EAFE Value Index Fund ETF	●	●	29.7	26.7	56.4
EFG	iShares MSCI EAFE Growth Index Fund ETF	●	●	39.2	17.1	56.3
EFA	iShares MSCI EAFE Index Fund ETF	●	●	34.1	20.8	54.9
VIGI	Vanguard International Dividend Appreciation ET	●	●	24.4	18.5	42.9
VXUS	Vanguard Total International Stock ETF	●	●	15.3	18.5	33.8
VPL	Vanguard Pacific Etf	●	●	16.5	10.3	26.8
VYMI	Vanguard International High Dividend Yield ETF	●	●	6.6	17.3	24.0
VSS	Vanguard FTSE All-World ex-US Small-Cap ETF	●	●	4.2	6.0	10.3
VWO	Vanguard Emerging Markets ETF	●	●	-8.2	36.1	27.9
ILF	iShares S&P Latin America 40 Index Fund ETF	●	●	12.9	-4.4	8.5





SECURITIES

Broker-Dealer & RIA
Member FINRA/SIPC

FORMULAS

Formulaic Trending
Asset Management

EXCHANGE

Turnkey Asset
Management Program

INSURANCE SERVICES

Insurance & Annuity
Distribution

ADVISOR ADVANCEMENT

Consulting, Technology
& Multimedia Marketing

6020 E. Fulton St. • Ada, Michigan 49301 • usafinancial.com • 888.444.0125



Honor Roll Five-Time Honoree

The strategies and concepts discussed are for educational purposes only and do not represent specific investment, tax, or estate planning advice. Investing carries an inherent element of risk and includes the potential for loss of principal and income. We believe it is in everyone's best interests to consult a tax, legal, or investment professional. Past performance is not indicative of future results, actual results may vary. The views expressed represent the personal opinions of the presenter or featured guests; not necessarily those of USA Financial or its affiliated subsidiaries. Any opinions or forecasting statements are subject to change at any time, and without notice. The information expressed herein is obtained from sources that are believed to be credible, however, their accuracy cannot be guaranteed. All data is created from publicly available information and has not been independently verified by USA Financial. Trademark and copyright protected, USA Financial and Affiliates.

The Trending Report represents a visual ranking of our formulaic trending analysis. Our calculations forge a unique combination of the stochastic oscillator, the relative strength index, the moving average convergence divergence and the elder ray indicator. This is executed over various equity subsets and durations in order to reflect a wide range of sensitivities to the market data collected. This is not an investment product offering and is provided for investor reference and perspective only. Past performance is not indicative of future results and actual results may vary. © USA Financial